















# CHOCKS AT A GLANCE

## GENERAL PURPOSE

Part Number	Tire Size (up to)	Dimensions			Weight	Maximum Payload Capacity	Maximum GVW (Gross Vehicle Operating Weight)
		L	W	H			
 WC-CNL10*	For most Dual Axle Platforms	4.81" 12.22 cm	7.63" 19.38 cm	7.88" 20.02 cm	2.15 lbs 0.98 kg	—	10 TON 20,000 lbs (9,018 kg)
 WC-UO400*	35" 88.90 cm	8.50" 21.59 cm	7.50" 19.05 cm	6.90" 17.53 cm	2 lbs 0.91 kg	—	15 TON 30,000 lbs (13,608 kg)
 WC-UO400-2R* set with rope	35" 88.90 cm	8.50" 21.59 cm	7.50" 19.05 cm	6.90" 17.53 cm	4.5 lbs 2.04 kg	—	15 TON 30,000 lbs (13,608 kg)
 WC-UO600*	46" 116.84 cm	11.50" 29.21 cm	8.75" 22.23 cm	8.75" 22.23 cm	4.5 lbs 2.04 kg	—	25 TON 52,000 lbs (23,587 kg)
 WC-UO600-2R* set with rope	46" 116.84 cm	11.50" 29.21 cm	8.75" 22.23 cm	8.75" 22.23 cm	9.5 lbs 4.31 kg	—	25 TON 52,000 lbs (23,587 kg)
 WC-UO650*	46" 116.84 cm	11.50" 29.21 cm	9.00" 22.86 cm	8.50" 21.59 cm	6 lbs 2.72 kg	—	35 TON 70,000 lbs (31,751.47 kg)
 WC-UY720* Always use in pairs	38" 96.52 cm	15.75" 40.00 cm	8.50" 21.59 cm	8.75" 22.23 cm	7.6 lbs 3.45 kg	—	40 TON 80,000 lbs (36,287.39 kg)

## HEAVY EQUIPMENT

Part Number	Tire Size (up to)	Dimensions			Weight	Maximum Payload Capacity	Maximum GVW (Gross Vehicle Operating Weight)
		L	W	H			
 WC-UY700* Also available in Orange (WC-UO700)	65" 165.10 cm	17.00" 43.20 cm	14.00" 35.60 cm	14.00" 35.60 cm	25 lbs 11.34 kg	70 TON 63,503 kg	245,000 lbs 111,130 kg
 WC-UY710*	65" 165.10 cm	15.00" 38.10 cm	15.00" 38.10 cm	11.00" 27.94 cm	14.3 lbs 6.49 kg	70 TON 63,503 kg	245,000 lbs 111,130 kg
 WC-UY750*	105" 266.70 cm	18.00" 45.72 cm	15.00" 38.10 cm	10.00" 25.40 cm	19 lbs 8.62 kg	165 TON 149,686 kg	550,000 lbs 249,476 kg
 WC-UY810*	142" 360.68 cm	22.00" 55.88 cm	15.00" 38.10 cm	10.50" 26.67 cm	24 lbs 10.89 kg	255 TON 231,332 kg	855,000 lbs 387,821 kg
 WC-UY910**	165" 419.10 cm	24.50" 62.23 cm	14.50" 36.83 cm	16.00" 40.70 cm	32 lbs 14.52 kg	400 TON 362,874 kg	1,600,000 lbs 725,748 kg

\* minimum of (2) chocks required

\*\* minimum of (4) chocks required

