









GENERAL PURPOSE SERIES WHEEL CHOCKS

SPECS-AT-A-GLANCE

A brand of **DRIVER™**
INDUSTRIAL SAFETY



WHEEL CHOCKS

PRODUCT Part #	TIRE SIZE (up to)	DIMENSIONS L x W x H		WEIGHT (lbs/kg)	MAX. GVW (Maximum Gross Vehicle Operating Weight)
 WC-U0400*	35" (88.90 cm)	L	8.50" (21.59 cm)	2 lbs (0.91 kg)	15 Ton 30,000 lbs (13,607.77 kg)
		W	7.50" (19.05 cm)		
		H	6.90" (17.53 cm)		
 WC-U0400-2R	35" (88.90 cm)	L	8.50" (21.59 cm)	4.5 lbs (2.04 kg)	15 Ton 30,000 lbs (13,607.77 kg)
		W	7.50" (19.05 cm)		
		H	6.90" (17.53 cm)		
 WC-U0500*	32" (81.28 cm)	L	10.0" (25.40 cm)	4.5 lbs (2.04 kg)	15 Ton 30,000 lbs (13,607.77 kg)
		W	8.50" (21.59 cm)		
		H	5.00" (12.70 cm)		
 WC-U0600*	46" (116.84 cm)	L	11.50" (29.21 cm)	4.5 lbs (2.04 kg)	25 Ton 2,000 lbs (23,586.80 kg)
		W	8.75" (22.23 cm)		
		H	8.75" (22.23 cm)		
 WC-U0600-2R	46" (116.84 cm)	L	11.50" (29.21 cm)	9.5 lbs (4.31 kg)	25 Ton 52,000 lbs (23,586.80 kg)
		W	8.75" (22.23 cm)		
		H	8.75" (22.23 cm)		
 WC-U0650*	46" (116.84 cm)	L	11.50" (29.21 cm)	6 lbs (2.72 kg)	35 Ton 70,000 lbs (31,751.47 kg)
		W	9.00" (22.86 cm)		
		H	8.50" (21.59 cm)		

Various Color Options
Upon Request!



Testing & qualifications is required for individual vehicles and for correct product selection to meet site requirements.

Advised GVW is a guide only. This will vary due to environmental factors. Please complete an adequate risk assessment before using chocks. Do not use chocks if chocks are damaged.

* minimum of (2) chocks required

Rev N / Released: 5/17/22



USA

2115 W. Mountain View Rd.
Phoenix, AZ 85021 USA

T: 602.424.2500

F: 602.424.9777

E: Sales@DriverIndustrial.com

Canada

2677 192nd St. #107
Surrey, BC V3Z 3X1 Canada

T: 604.560.5080

F: 604.560.5090

E: SalesCanada@SafetyWhips.com